



US00D622179S

(12) **United States Design Patent**
Frye

(10) **Patent No.:** **US D622,179 S**

(45) **Date of Patent:** **** Aug. 24, 2010**

(54) **COLLAR FASTENER**

(76) Inventor: **Michelle Frye**, 3222 Durhill St.,
Houston, TX (US) 77025

(**) Term: **14 Years**

(21) Appl. No.: **29/345,849**

(22) Filed: **Oct. 22, 2009**

(51) **LOC (9) Cl.** **02-07**

(52) **U.S. Cl.** **D11/216; D30/152**

(58) **Field of Classification Search** D11/1-2,
D11/200-201, 203-206, 210, 212, 214-219,
D11/222, 224, 226; 24/163 R, 169-171,
24/173, 177-179, 191, 194-195, 197, 200,
24/198; D30/152

See application file for complete search history.

(56) **References Cited**

U.S. PATENT DOCUMENTS

2,342,304	A	2/1944	Schreiber	
3,585,743	A	6/1971	Jeffers	
3,782,017	A	1/1974	Graham	
4,321,891	A	3/1982	Moeller	
4,491,090	A	1/1985	Almeida	
4,739,566	A	4/1988	Smith	
D378,070	S *	2/1997	Hurd	D11/215
5,701,849	A	12/1997	Suchowski	
D393,818	S *	4/1998	Krauss	D11/216
D408,325	S *	4/1999	Krauss	D11/216
6,305,329	B1	10/2001	Levy	
6,367,426	B1	4/2002	Schaible	
6,393,677	B1 *	5/2002	Anscher	24/630
6,880,490	B2	4/2005	Hanna	
D536,640	S *	2/2007	Kawamura et al.	D11/216
D537,382	S *	2/2007	Yang	D11/216
D580,820	S *	11/2008	Daykin	D11/216
2003/0217703	A1	11/2003	Kiss	

2006/0283402	A1	12/2006	Smith
2006/0283403	A1	12/2006	Okai
2007/0074678	A1	4/2007	Fritschler
2008/0229551	A1	9/2008	Bell

* cited by examiner

Primary Examiner—Ralf Seifert

(74) *Attorney, Agent, or Firm*—John K. Buche; Buche & Associates, P.C.

(57) **CLAIM**

The ornamental design for a collar fastener, as shown and described.

DESCRIPTION

FIG. 1 is a perspective view of a collar fastener showing my new design, the broken lines forming no part of the claimed design;

FIG. 2 is a right side elevational view of the same, the broken lines forming no part of the claimed design;

FIG. 3 is a left side elevational view of the same, the broken lines forming no part of the claimed design;

FIG. 4 is a bottom view of the same;

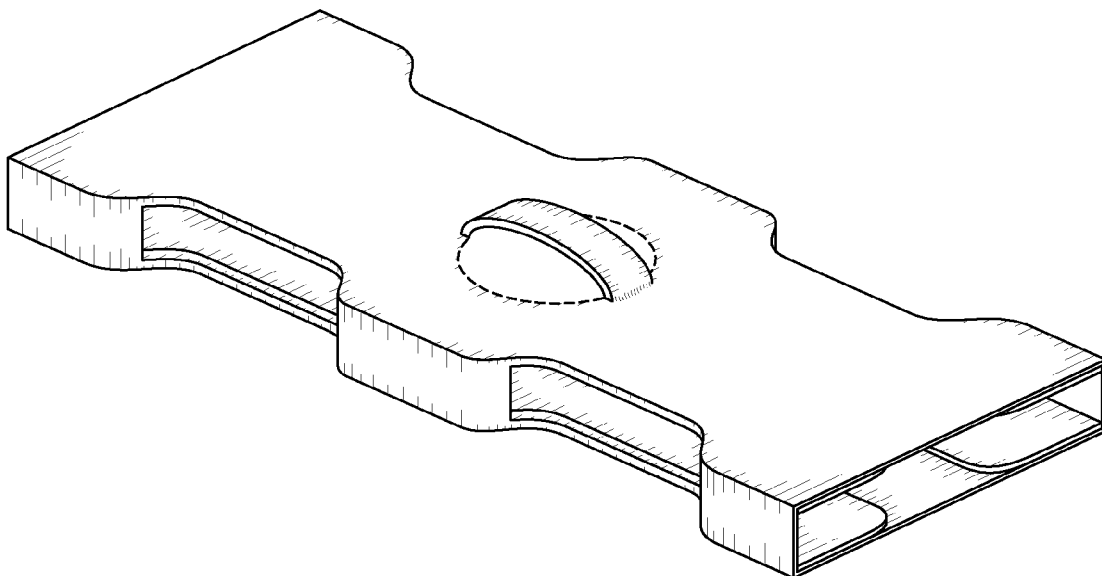
FIG. 5 is a top view of the same;

FIG. 6 is a front view of the same, the broken lines forming no part of the claimed design;

FIG. 7 is a back view of the same; and,

FIG. 8 is perspective view of the collar fastener including (1) an exemplary collar having means for securing the collar to the collar fastener, and (2) an exemplary tag attached to the front of the collar fastener, whereby the broken lines of the collar fastener, collar and tag form no part of the claimed design.

1 Claim, 3 Drawing Sheets



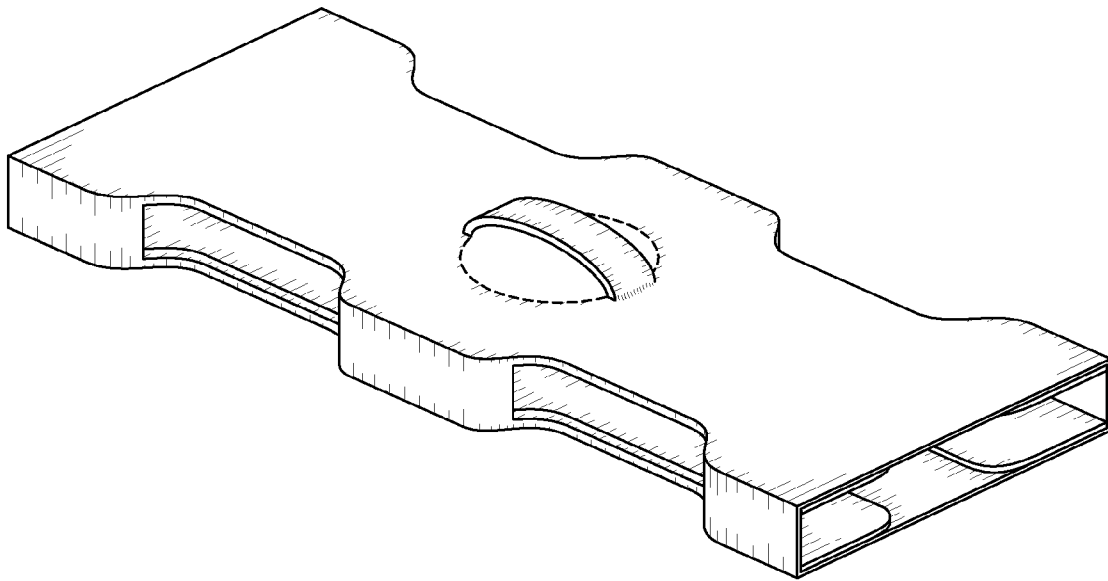


FIG. 1

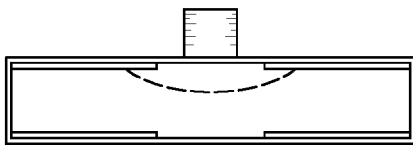


FIG. 2

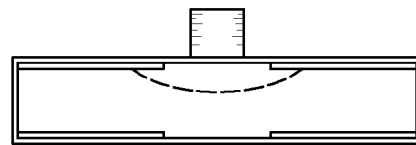


FIG. 3

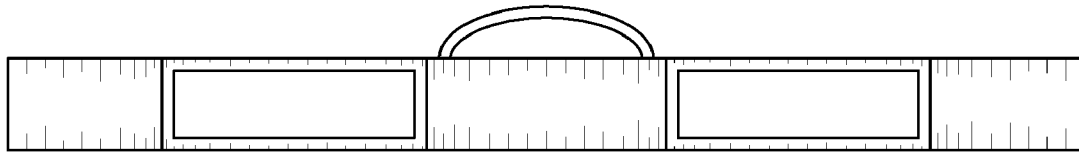


FIG. 4

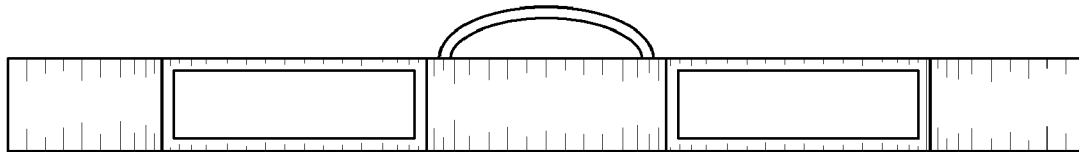


FIG. 5

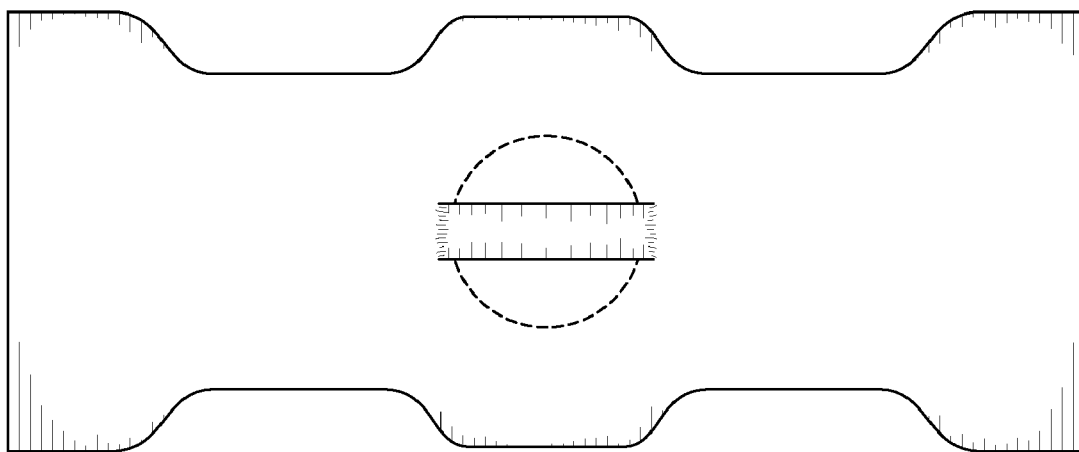


FIG. 6

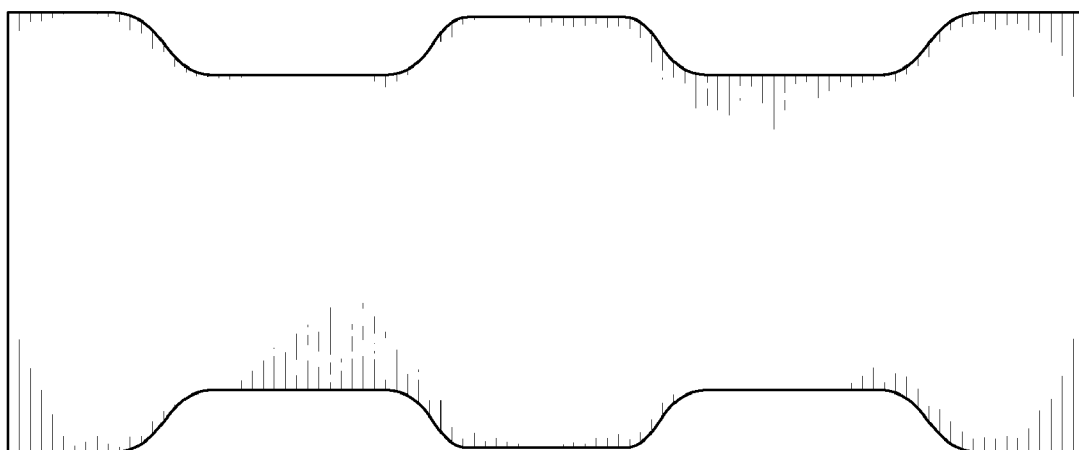


FIG. 7

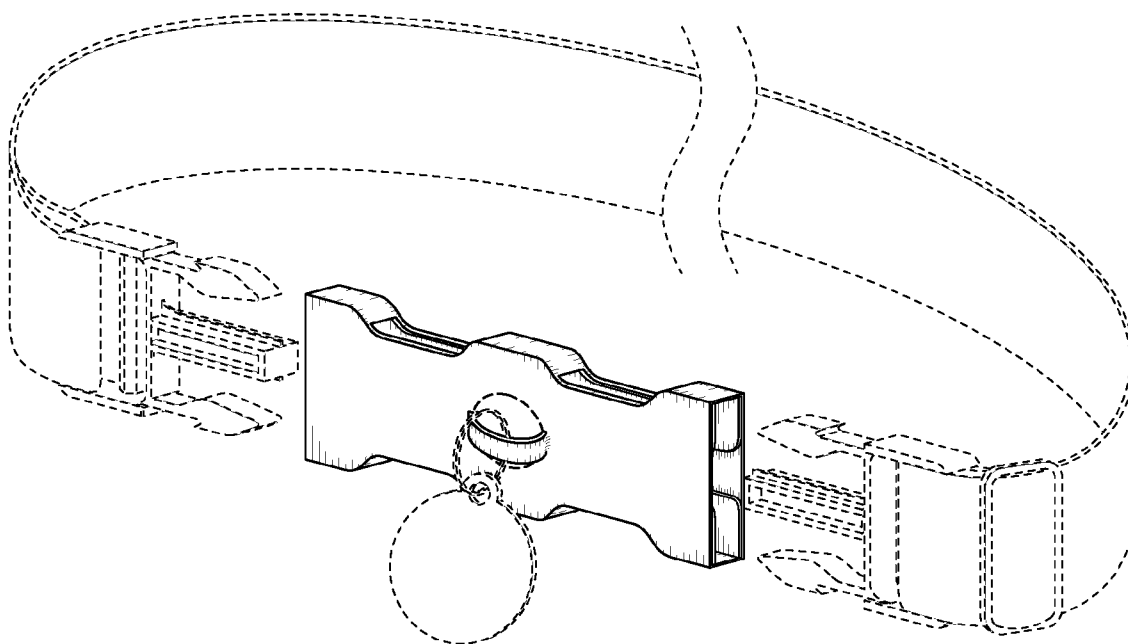


FIG. 8