



US00D618455S

(12) **United States Design Patent**  
**Froyd**

(10) **Patent No.:** **US D618,455 S**  
(45) **Date of Patent:** **\*\* Jun. 29, 2010**

(54) **SHOTGUN HOLSTER**

(57) **CLAIM**

(76) Inventor: **George Froyd**, 5644 Westheimer, #266,  
Houston, TX (US) 77056

The ornamental design for a shotgun holster, as shown and described.

(\*\*) Term: **14 Years**

**DESCRIPTION**

(21) Appl. No.: **29/350,602**

FIG. 1 is a perspective view of a shotgun holster showing my new design, wherein the broken lines form no part of the claimed design;

(22) Filed: **Nov. 19, 2009**

FIG. 2 is a front view of the same, wherein the broken lines form no part of the claimed design;

(51) **LOC (9) Cl.** ..... **03-01**

(52) **U.S. Cl.** ..... **D3/222**

(58) **Field of Classification Search** ..... D3/222-223,  
D3/221, 228, 262; 224/149-150, 191-193,  
224/196-197, 240-245, 269-270, 911, 913;  
206/317, 315.11; 222/383.1

FIG. 3 is a rear view of the same, wherein the broken lines form no part of the claimed design;

FIG. 4 is a right side view of the same;

See application file for complete search history.

FIG. 5 is a left side view of the same;

(56) **References Cited**

FIG. 6 is a top view of the same;

**U.S. PATENT DOCUMENTS**

FIG. 7 is a bottom view of the same;

3,700,147	A *	10/1972	Vaughn	.....	224/149
D325,300	S *	4/1992	Miklus, II	.....	D3/222
5,725,132	A *	3/1998	Foster et al.	.....	222/383.1
5,775,556	A *	7/1998	Brandow	.....	224/270
D461,307	S *	8/2002	Loyd et al.	.....	D3/222
D562,549	S *	2/2008	Bodnar	.....	D3/222

FIG. 8 is a perspective view of the shotgun holster shown attached to the belt of a wearer;

FIG. 9 is another perspective view of the shotgun holster shown in use;

FIG. 10 is an enlarged view of the shotgun holster showing the trigger guard and operating handle in abutment with the holster; and,

\* cited by examiner

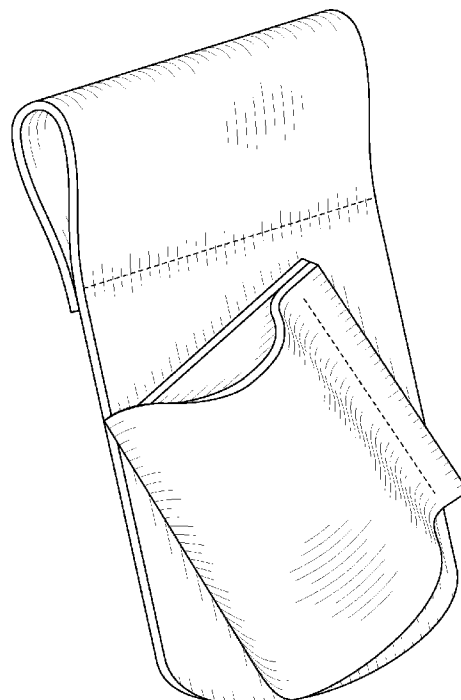
*Primary Examiner*—Catherine R Oliver

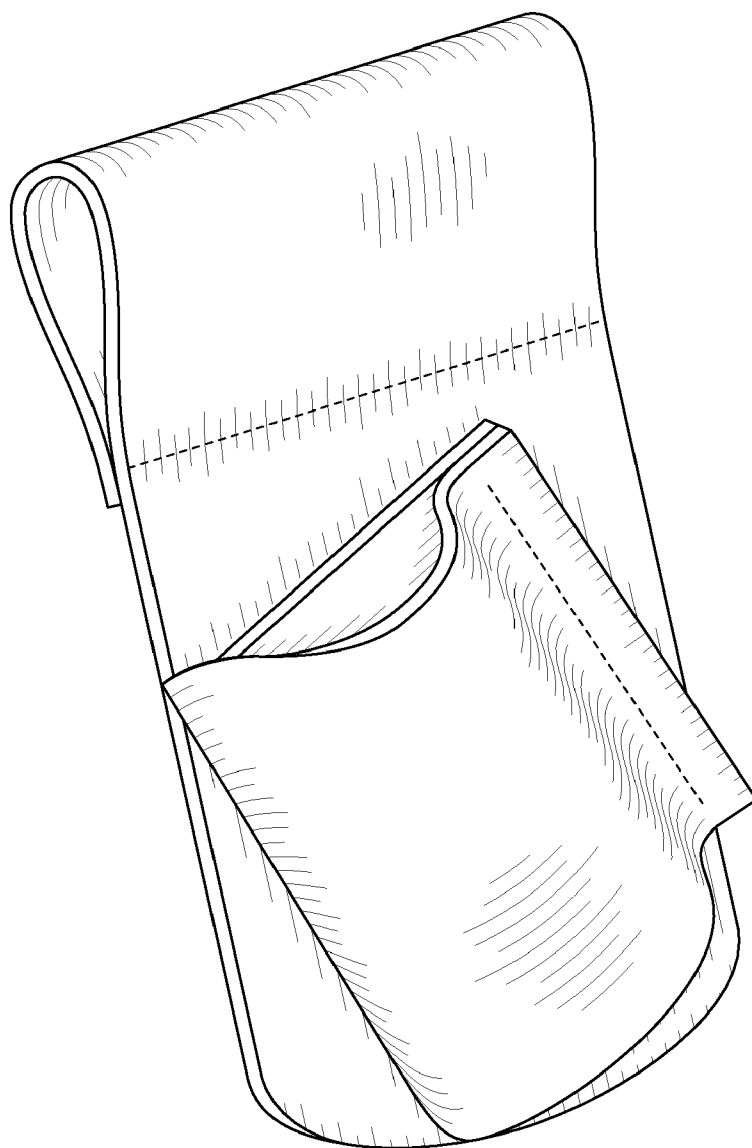
(74) *Attorney, Agent, or Firm*—John K. Buche; Scott Compton; Buche & Associates, P.C.

FIG. 11 is an additional perspective view of the shotgun holster.

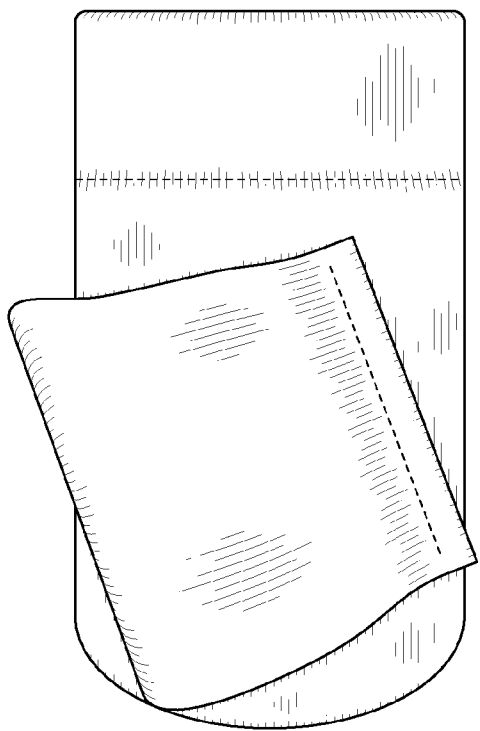
The broken line showing of environment in the drawings is for illustrative purposes only and forms no part of the claimed design.

**1 Claim, 6 Drawing Sheets**

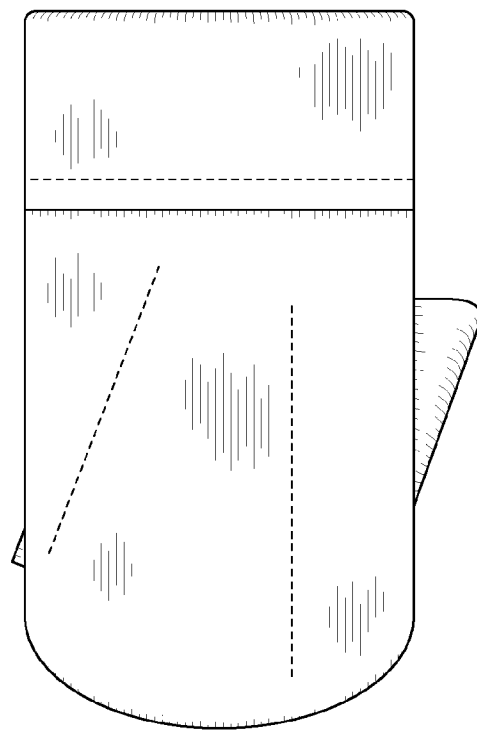




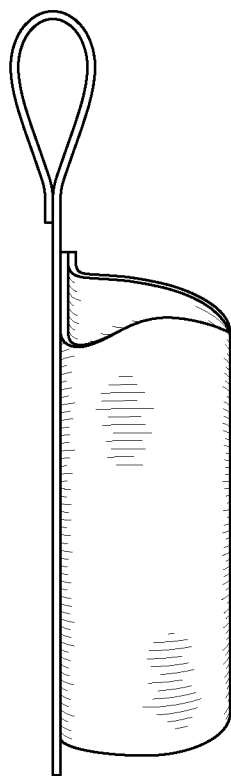
**FIG. 1**



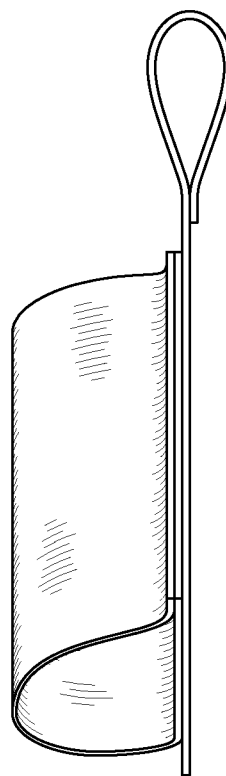
**FIG. 2**



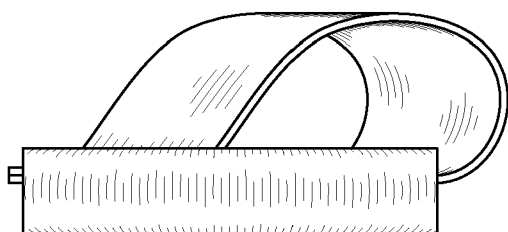
**FIG. 3**



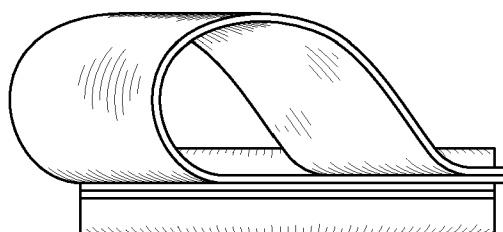
**FIG. 4**



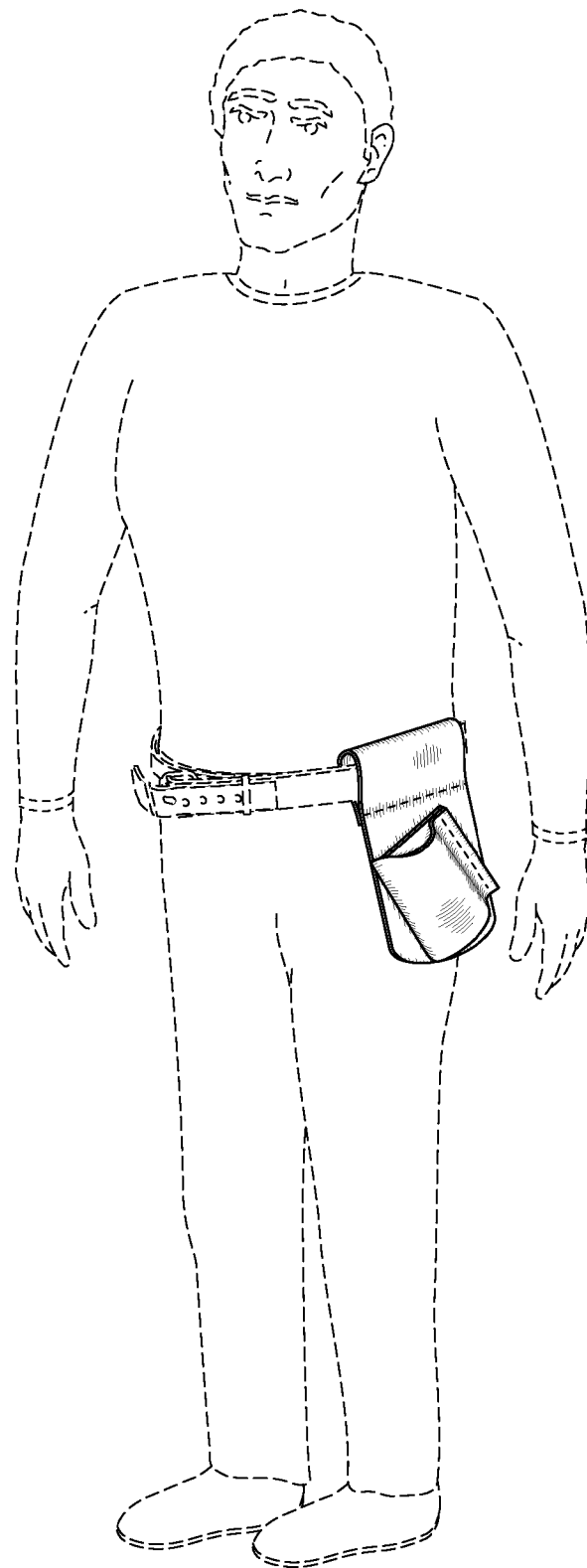
**FIG. 5**



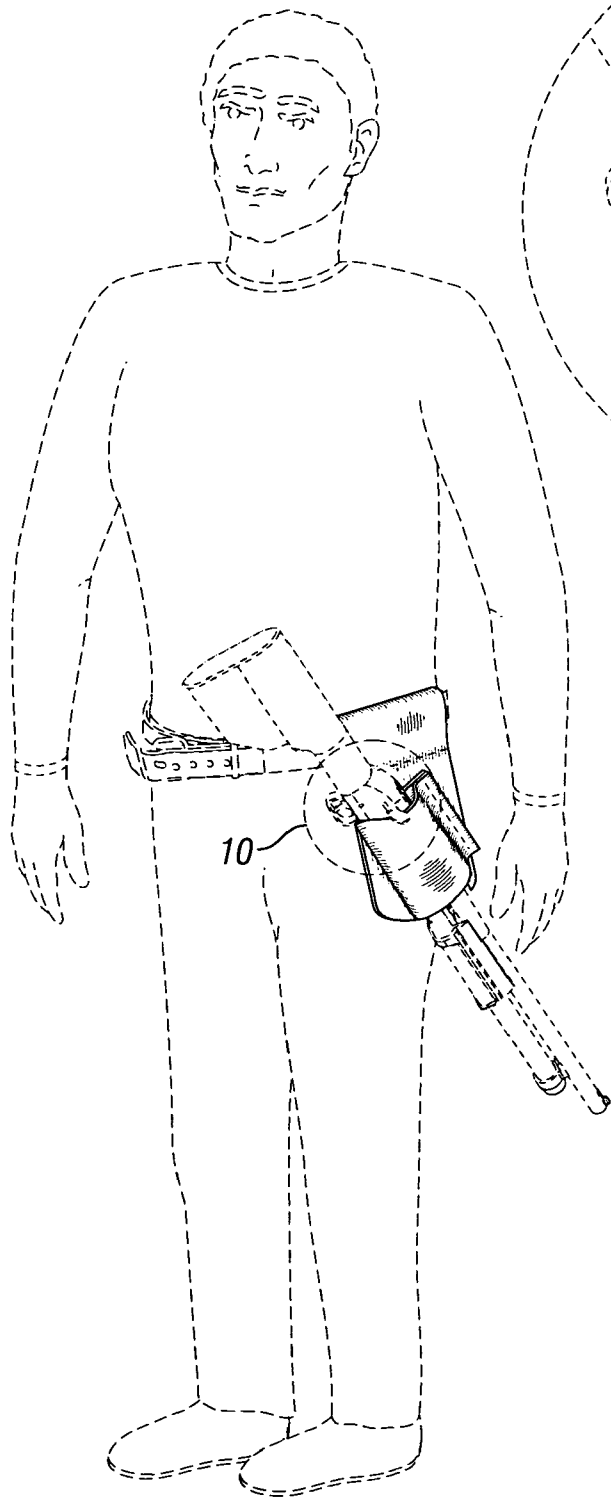
**FIG. 6**



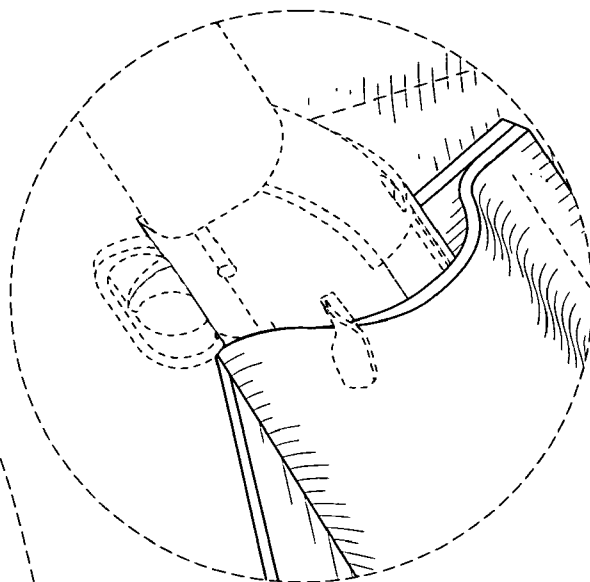
**FIG. 7**



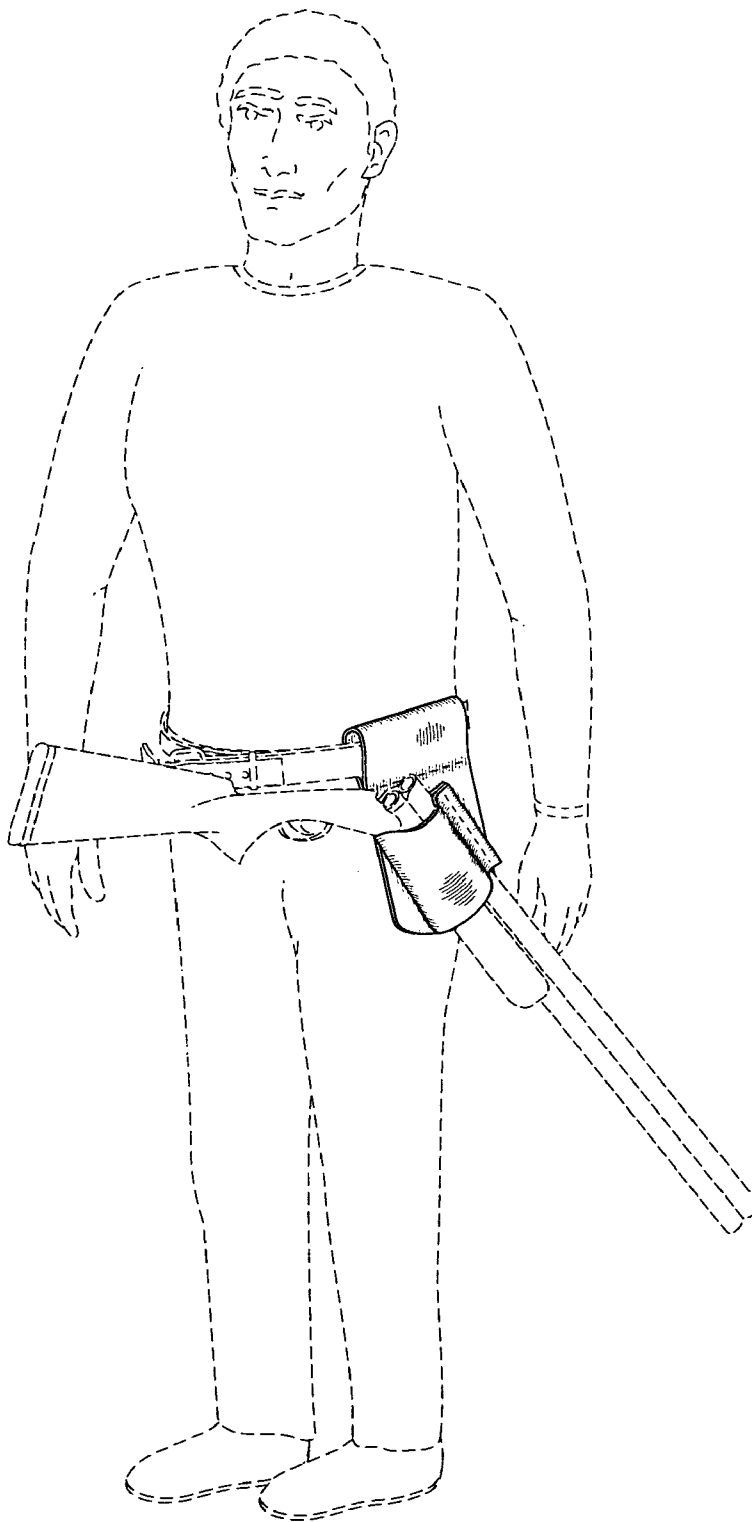
**FIG. 8**



**FIG. 9**



**FIG. 10**



**FIG. 11**