



US00D647917S

(12) **United States Design Patent**
Voorhees

(10) **Patent No.:** **US D647,917 S**

(45) **Date of Patent:** **** Nov. 1, 2011**

(54) **RE-LOCATABLE SUPPORT SURFACE FOR A MEDIA PLAYER**

(76) Inventor: **Jeffrey C. Voorhees**, Burbank, CA (US)

(**) Term: **14 Years**

(21) Appl. No.: **29/361,246**

(22) Filed: **May 7, 2010**

(51) **LOC (9) Cl.** **14-03**

(52) **U.S. Cl.** **D14/496; D14/203.3**

(58) **Field of Classification Search** D14/496,
D14/401, 435, 474, 483, 217, 137, 138, 160,
D14/168, 356, 203.1–203.8, 507, 238.1;
345/156, 169, 173–179, 905; 715/727–729,
715/864; 710/1, 5, 8; 713/1, 600; 455/1.1,
455/1.7, 73, 344–347, 93, 95, 3.01–3.06,
455/550.1, 573.1; 370/342–344; 369/1,
369/2, 6–12; 463/43–47; 273/148 B; D17/22;
84/422.1, 422.3, DIG. 12

See application file for complete search history.

(56) **References Cited**

U.S. PATENT DOCUMENTS

5,140,889	A *	8/1992	Segan et al.	84/723
6,006,243	A *	12/1999	Karidis	708/100
6,034,313	A *	3/2000	Shelley	84/422.3
D455,453	S *	4/2002	Fukuoka et al.	D17/22
D455,775	S *	4/2002	Fukuoka et al.	D17/22
6,417,434	B1 *	7/2002	Lao	84/422.3
D462,711	S *	9/2002	Arsala	D17/22

D521,964	S *	5/2006	Zhang	D14/203.8
D532,439	S *	11/2006	Scharte	D17/22
7,277,272	B2 *	10/2007	Hsiung	361/679.01
D577,761	S *	9/2008	Nakao et al.	D17/22
D579,041	S *	10/2008	Nakao et al.	D17/22
D619,559	S *	7/2010	Voorhees	D14/203.6

* cited by examiner

Primary Examiner — Prabhakar Deshmukh

(74) *Attorney, Agent, or Firm* — John K. Buche; Buche & Associates, P.C.

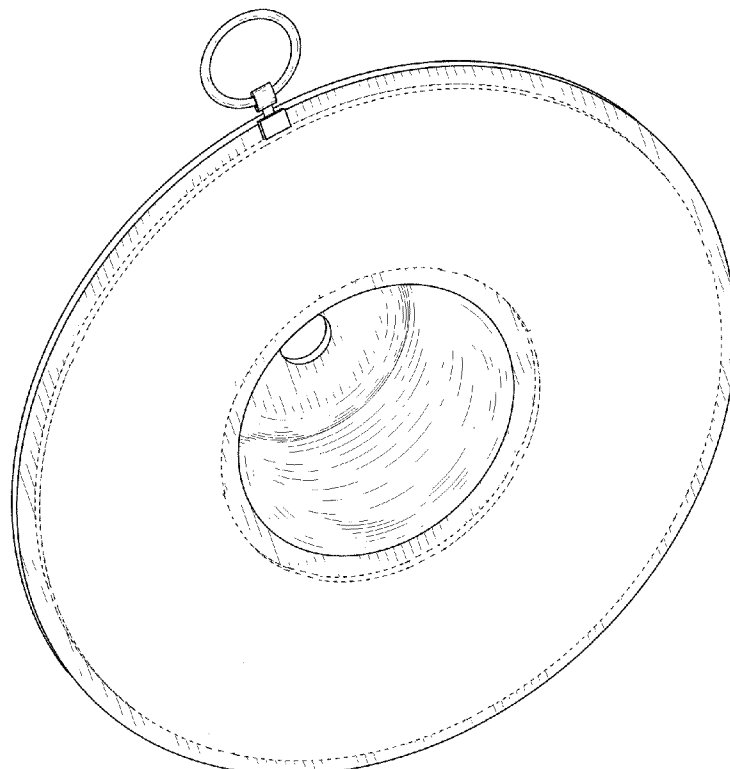
(57) **CLAIM**

The ornamental design for a re-locatable support surface for a media player, as shown and described.

DESCRIPTION

FIG. 1 is a perspective view of a re-locatable support surface for a media player showing my new design; FIG. 2 is a front elevational view thereof; FIG. 3 is a rear elevational view thereof; FIG. 4 is a top plan view thereof; FIG. 5 is a bottom plan view thereof; FIG. 6 is a right side elevational view thereof; and, FIG. 7 is a left side elevational view thereof. The broken lines adjacent to the shade lines indicate the boundary of the claimed design. None of the broken lines form part of the claimed design.

1 Claim, 3 Drawing Sheets



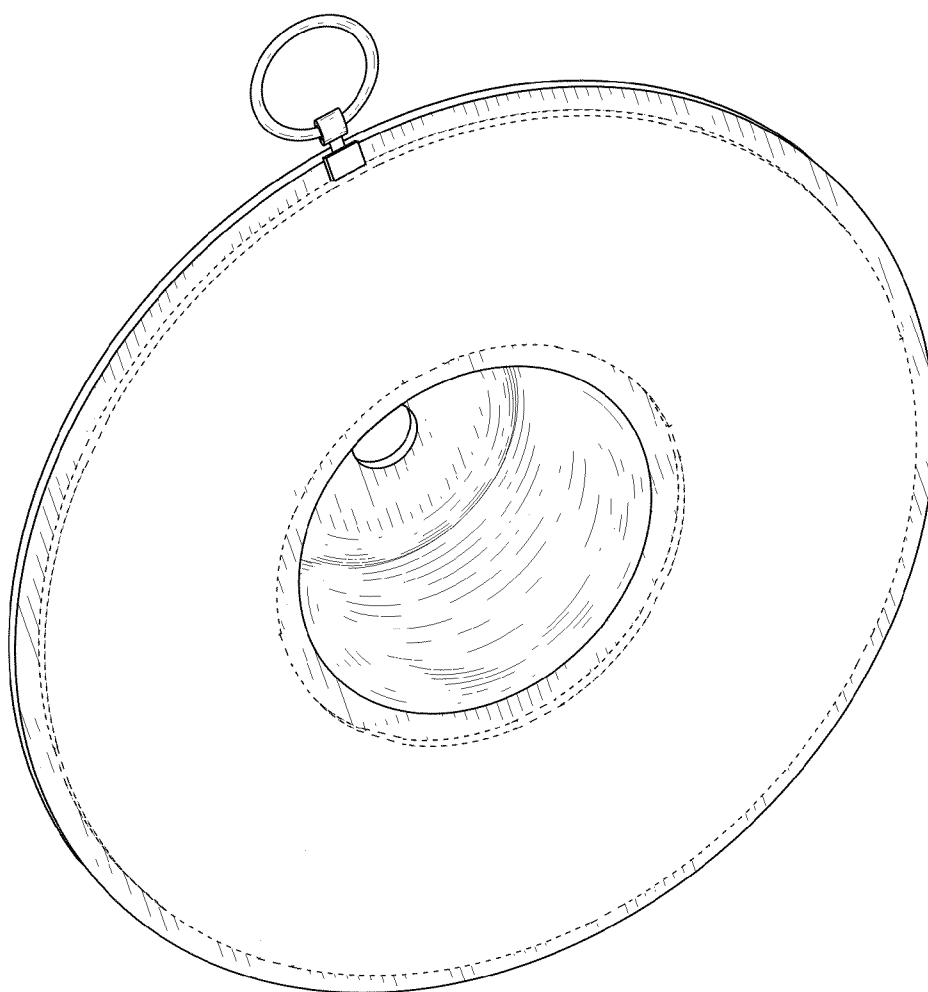


FIG. 1

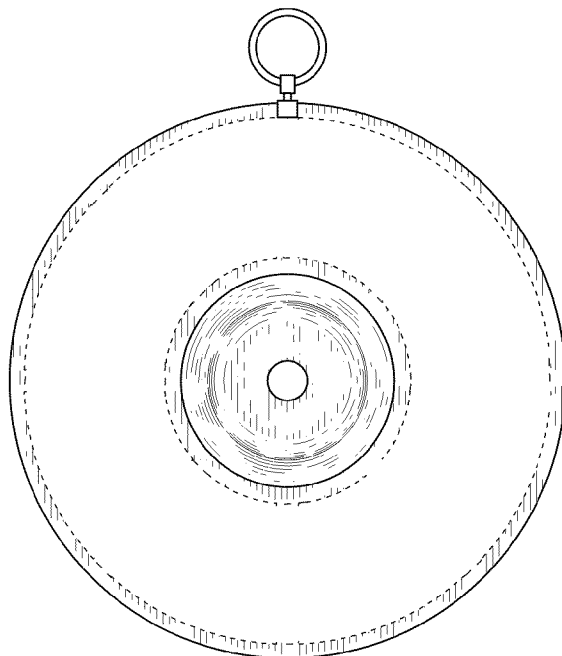


FIG. 2

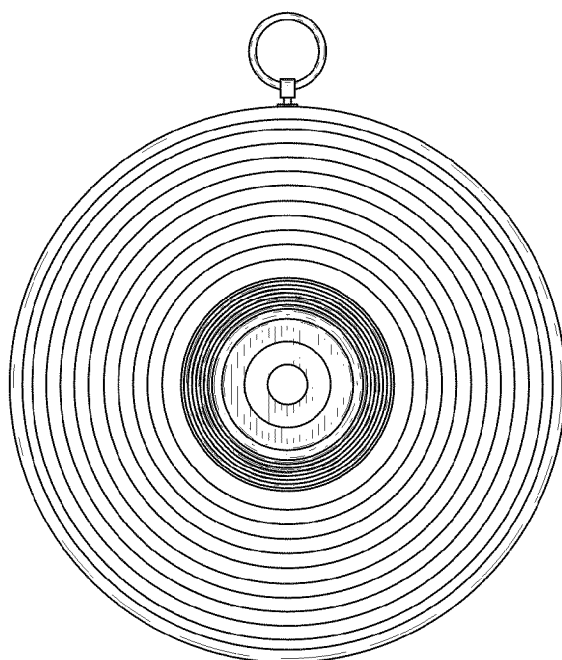


FIG. 3

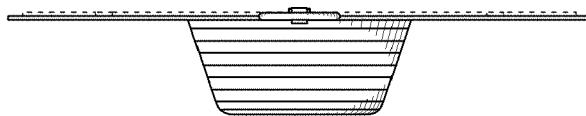


FIG. 4




FIG. 5

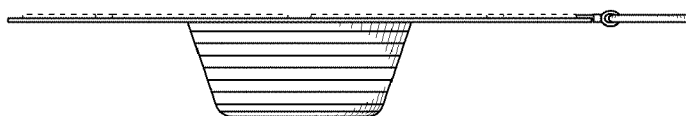


FIG. 6

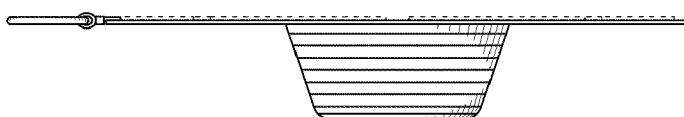


FIG. 7