



US00D658061S

(12) **United States Design Patent**
Furlan

(10) **Patent No.:** **US D658,061 S**

(45) **Date of Patent:** **** Apr. 24, 2012**

(54) **BEVERAGE CONTAINER**

(76) Inventor: **Sebastien Furlan**, San Diego, CA (US)

(**) Term: **14 Years**

(21) Appl. No.: **29/367,054**

(22) Filed: **Aug. 2, 2010**

(51) **LOC (9) Cl.** **09-01**

(52) **U.S. Cl.** **D9/519; D9/541; D9/543; D9/551;**
D9/553; D9/454

(58) **Field of Classification Search** D9/500,
D9/503, 504, 516, 519, 682, 688, 690-692,
D9/537-538, 540-541, 543, 548, 549, 551,
D9/553, 564, 566, 575, 454; 215/382-384,
215/396, 398; 220/660, 669, 675

See application file for complete search history.

(56) **References Cited**

U.S. PATENT DOCUMENTS

D39,855 S *	3/1909	Dralle	D9/519
D120,334 S *	5/1940	Barolo	D9/519
D136,997 S *	1/1944	Clark	D9/541
D219,262 S *	11/1970	Lamelet	D9/500
4,055,755 A *	10/1977	Nakamura et al.	708/111
D304,687 S *	11/1989	Miyakawa	D9/569
D324,821 S *	3/1992	Solomon	D9/540
D409,091 S *	5/1999	Beaver et al.	D9/538
D427,514 S *	7/2000	Roth et al.	D9/668
D453,004 S *	1/2002	Hirata	D9/516
D455,351 S *	4/2002	Bailey	D9/502

D473,151 S *	4/2003	Shaland et al.	D10/103
D497,549 S *	10/2004	Maskell et al.	D9/500
D500,447 S *	1/2005	Snyder	D9/542
D513,591 S *	1/2006	Ducrot	D9/504
D580,763 S *	11/2008	Perez	D9/500
D585,287 S *	1/2009	Rosinski et al.	D9/551 X
D585,293 S *	1/2009	Honkawa	D9/539
D614,523 S *	4/2010	Rabassa et al.	D10/126
D617,643 S *	6/2010	John	D9/516
D619,014 S *	7/2010	Jensen et al.	D9/548
D623,529 S *	9/2010	Yourist et al.	D9/553 X
D624,427 S *	9/2010	Yourist et al.	D9/538

* cited by examiner

Primary Examiner — Carol P Rademaker

(74) *Attorney, Agent, or Firm* — Buche & Associates, P.C.;
John K. Buche

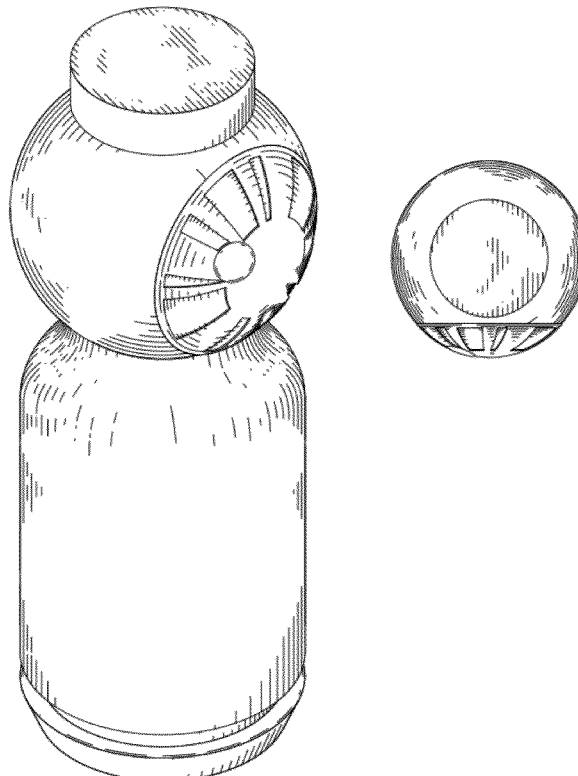
(57) **CLAIM**

The ornamental design for a beverage container, as shown and described.

DESCRIPTION

FIG. 1 is a perspective view of a beverage container.
FIG. 2 is a front view of the beverage container of FIG. 1.
FIG. 3 is a back view of the beverage container of FIG. 1.
FIG. 4 is a right-side view of the beverage container of FIG. 1.
FIG. 5 is a left-side view of the beverage container of FIG. 1.
FIG. 6 is a top view of the beverage container of FIG. 1; and
FIG. 7 is a bottom view of the beverage container of FIG. 1.

1 Claim, 3 Drawing Sheets



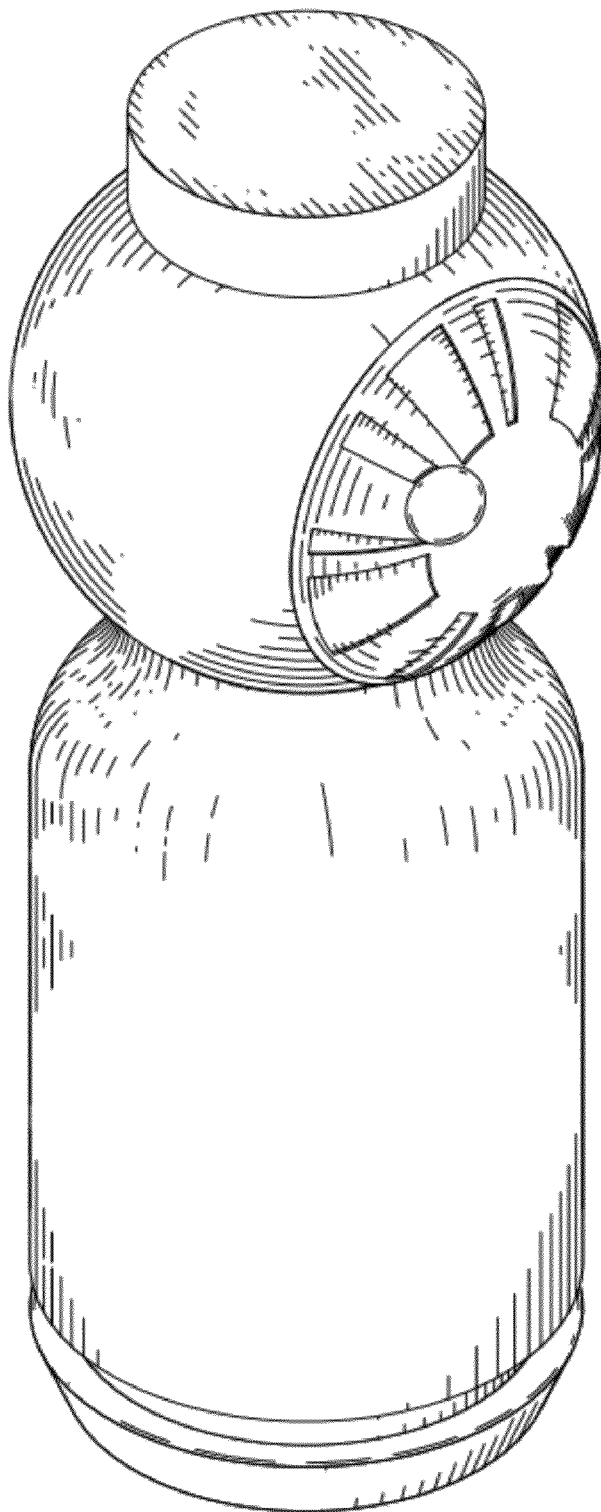


FIG. 1

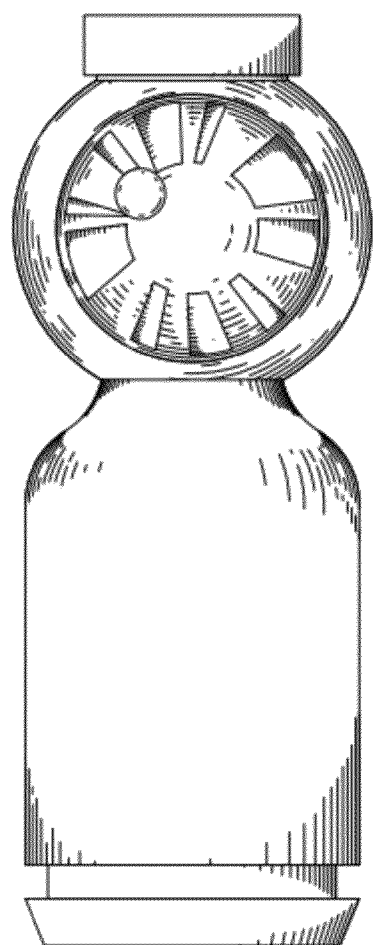


FIG. 2

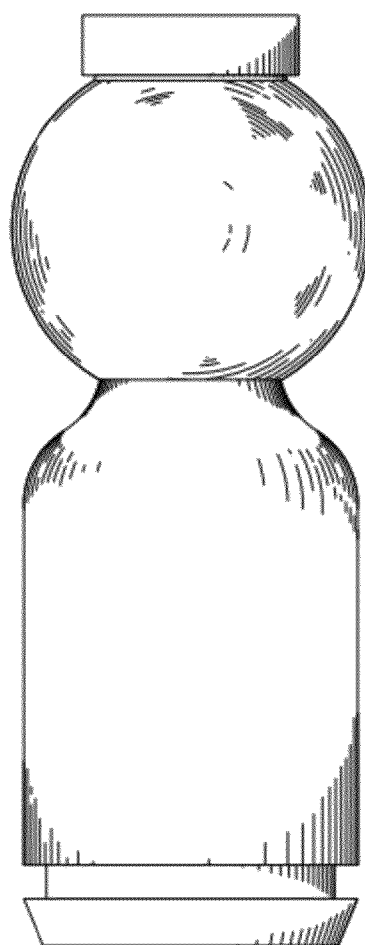


FIG. 3

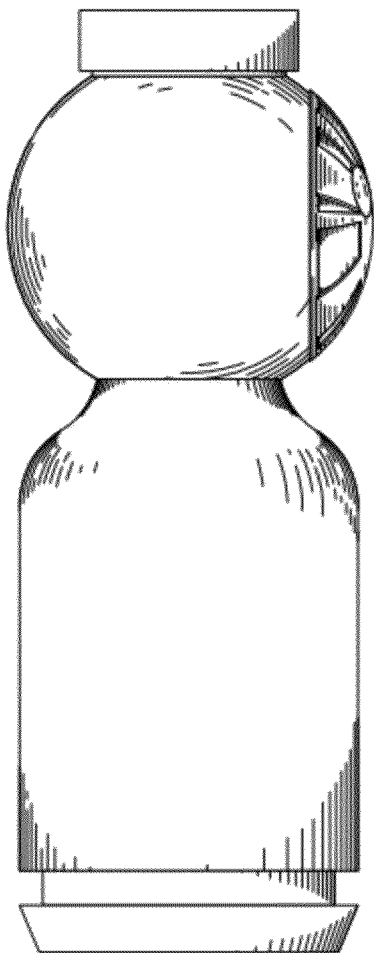


FIG. 4

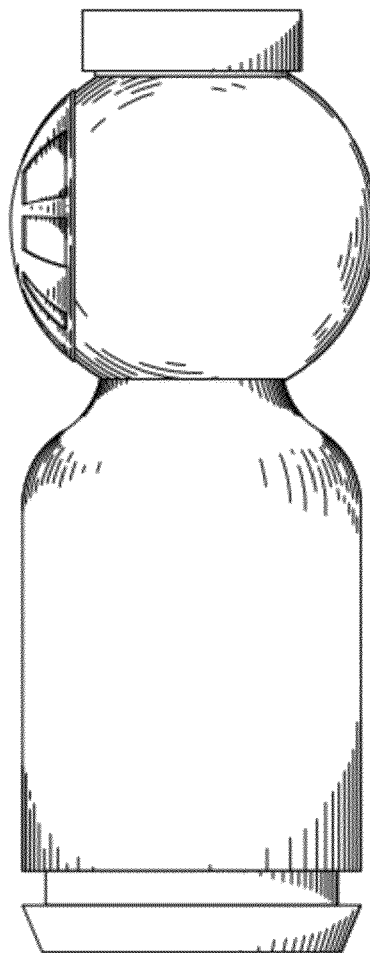


FIG. 5

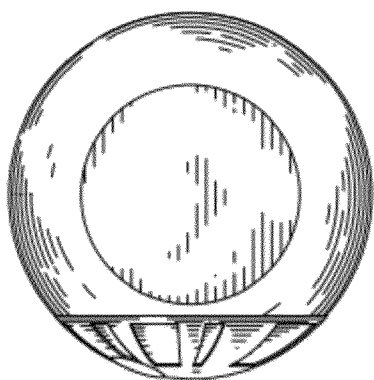


FIG. 6

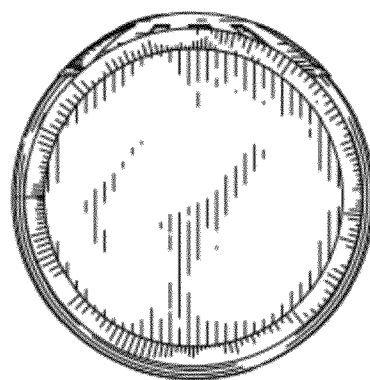


FIG. 7