



US00D665155S

(12) **United States Design Patent**  
**Arnold**

(10) **Patent No.:** **US D665,155 S**

(45) **Date of Patent:** **\*\* Aug. 14, 2012**

(54) **SANDAL**

(76) Inventor: **Stephen H. Arnold**, San Diego, CA  
(US)

(\*\*) Term: **14 Years**

(21) Appl. No.: **29/410,015**

(22) Filed: **Jan. 3, 2012**

(51) **LOC (9) Cl.** ..... **02-04**

(52) **U.S. Cl.** ..... **D2/917**

(58) **Field of Classification Search** ..... D02/900,  
D02/916-919, 946, 969, 974, 896; 36/45,  
36/11.5, 90, 101, 3 A, 44, 3 B, 8.1, 7.7  
See application file for complete search history.

(56) **References Cited**

**U.S. PATENT DOCUMENTS**

D132,630	S	*	6/1942	Pfeiffer	.....	D2/916
4,813,162	A	*	3/1989	Harris	.....	36/88
D305,176	S	*	12/1989	Campbell	.....	D2/916
5,205,071	A	*	4/1993	Hergenroeder	.....	36/8.1
D452,363	S	*	12/2001	Mansour	.....	D2/916
D465,642	S	*	11/2002	Petrovski	.....	D2/916

D465,906	S	*	11/2002	Petrovski	.....	D2/916
D560,346	S	*	1/2008	Belley et al.	.....	D2/969
D562,535	S	*	2/2008	Giorgio	.....	D2/916

\* cited by examiner

*Primary Examiner* — Robert M Spear

*Assistant Examiner* — Rashida C McCoy

(74) *Attorney, Agent, or Firm* — Buche & Associates, P.C.;  
John K. Buche

(57) **CLAIM**

The ornamental design for sandal, as shown and described.

**DESCRIPTION**

FIG. 1 is a perspective view of a sandal.

FIG. 2 is a left-side view of the sandal of FIG. 1.

FIG. 3 is a right-side view of the sandal of FIG. 1.

FIG. 4 is a front view of the sandal of FIG. 1.

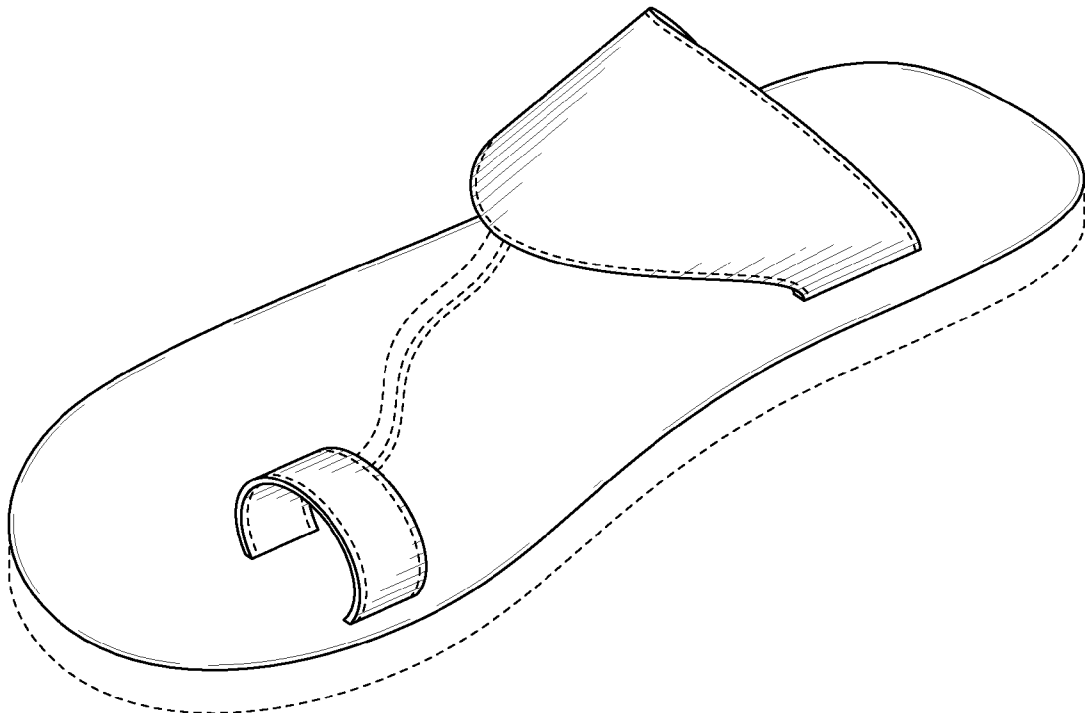
FIG. 5 is a back view of the sandal of FIG. 1.

FIG. 6 is a top view of the sandal of FIG. 1; and,

FIG. 7 is a bottom view of the sandal of FIG. 1.

In the figures, features of the sandal which are depicted in dashed lines do not form part of the claimed design.

**1 Claim, 3 Drawing Sheets**



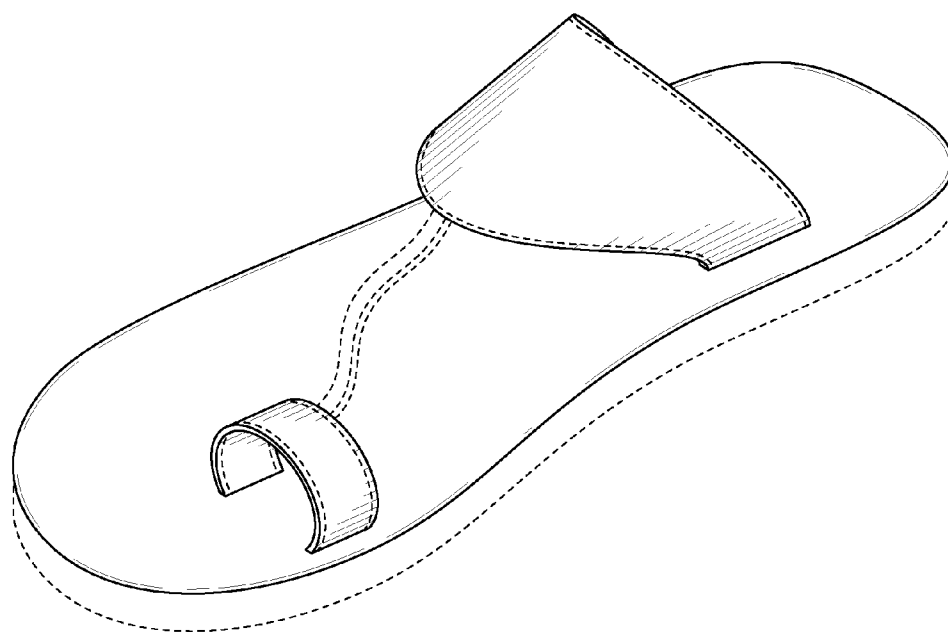


FIG. 1

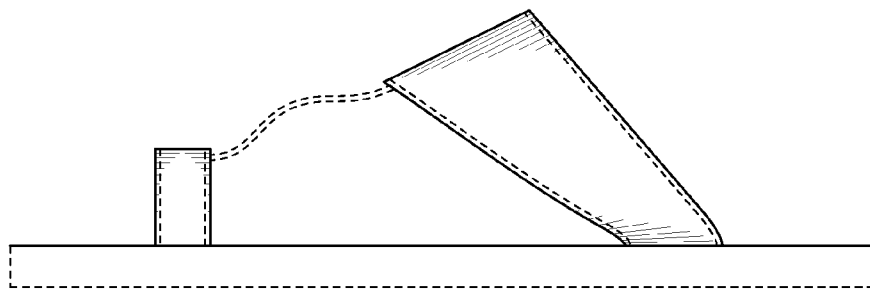


FIG. 2

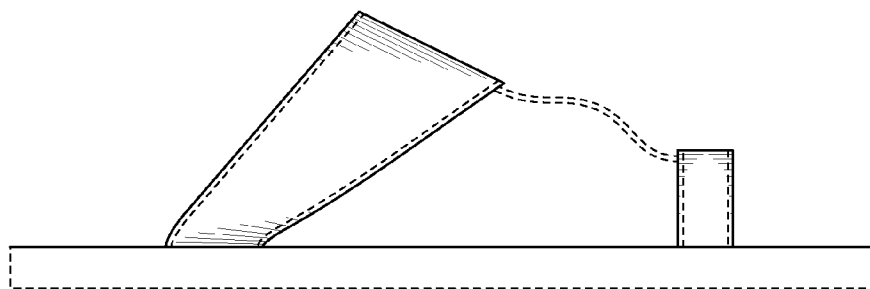


FIG. 3

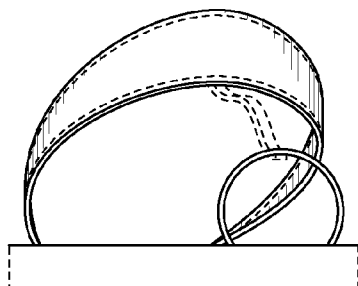


FIG. 4

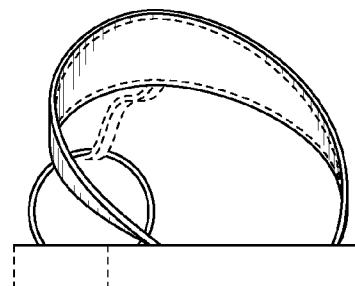


FIG. 5

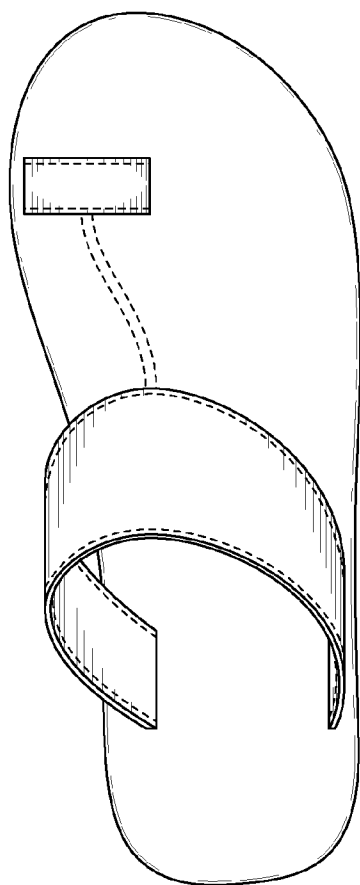


FIG. 6

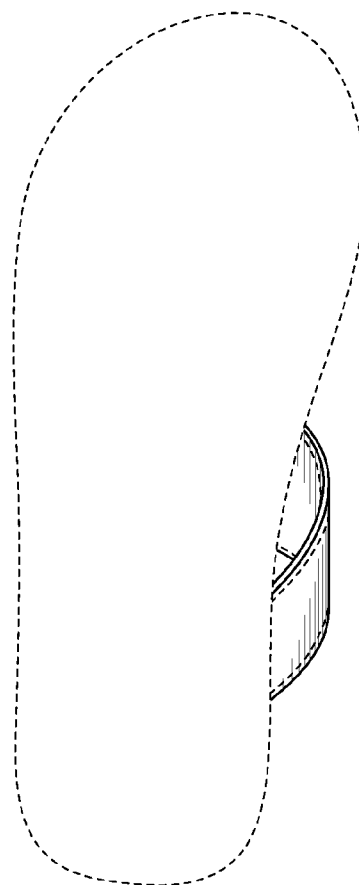


FIG. 7