



US00D673415S

(12) **United States Design Patent**
Genuardi

(10) **Patent No.:** **US D673,415 S**

(45) **Date of Patent:** **** *Jan. 1, 2013**

(54) **DECANTER**

(76) Inventor: **Michael Genuardi**, San Diego, CA (US)

(*) Notice: This patent is subject to a terminal disclaimer.

(**) Term: **14 Years**

(21) Appl. No.: **29/391,238**

(22) Filed: **May 5, 2011**

(51) **LOC (9) Cl.** **07-01**

(52) **U.S. Cl.** **D7/300.1; D7/598; D7/316**

(58) **Field of Classification Search** D7/598,
D7/600, 300.1, 316, 300; D9/545, 533, 505,
D9/500, 538; D11/146, 152; 220/713, 703
See application file for complete search history.

(56) **References Cited**

U.S. PATENT DOCUMENTS

| | | | | |
|--------------|---------|------------------|-------|---------|
| D20,027 S * | 7/1890 | Bentley | | D9/505 |
| 446,116 A | 2/1891 | Monroe | | |
| 579,867 A | 3/1897 | Fenn | | |
| 779,749 A | 1/1905 | Tinling | | |
| 1,070,516 A | 8/1913 | O'Brien | | |
| D59,309 S * | 10/1921 | Vidlich | | D9/505 |
| 1,434,460 A | 11/1922 | Tabbits | | |
| 1,545,353 A | 7/1925 | Rossell et al. | | |
| 1,622,512 A | 3/1927 | Holladay | | |
| 2,394,722 A | 2/1946 | Sloane | | |
| 3,080,990 A | 3/1963 | Parkinson et al. | | |
| 3,134,495 A | 5/1964 | Carbonel | | |
| D200,213 S * | 2/1965 | Bentley | | D24/210 |
| D211,978 S * | 8/1968 | Douglas | | D7/300 |
| 4,685,577 A | 8/1987 | Chen | | |
| 4,712,700 A | 12/1987 | Fischman | | |

| | | | | |
|-----------------|---------|---------------|-------|--------|
| 4,778,068 A | 10/1988 | Kohus | | |
| 4,794,880 A | 1/1989 | Atchley | | |
| 4,813,566 A | 3/1989 | Hewitt | | |
| D305,983 S * | 2/1990 | Daucourt | | D7/300 |
| D309,101 S * | 7/1990 | Gardere | | D7/300 |
| 5,123,915 A | 6/1992 | Miller et al. | | |
| D338,834 S * | 8/1993 | Paju | | D9/545 |
| 5,401,200 A | 3/1995 | Ellis | | |
| D372,427 S * | 8/1996 | Jago et al. | | D9/500 |
| 6,116,439 A | 9/2000 | Yaniv | | |
| 6,286,564 B1 | 9/2001 | Wallace | | |
| D513,592 S | 1/2006 | O'Day | | |
| D514,368 S * | 2/2006 | Rocha | | D7/300 |
| 7,370,770 B2 | 5/2008 | Chomik | | |
| D602,359 S * | 10/2009 | Eisen | | D9/505 |
| 2007/0119517 A1 | 5/2007 | Grace | | |
| 2008/0169265 A1 | 7/2008 | Huang et al. | | |

* cited by examiner

Primary Examiner — Marianne Pandozzi

(74) *Attorney, Agent, or Firm* — John K. Buche; Buche & Associates, P.C.

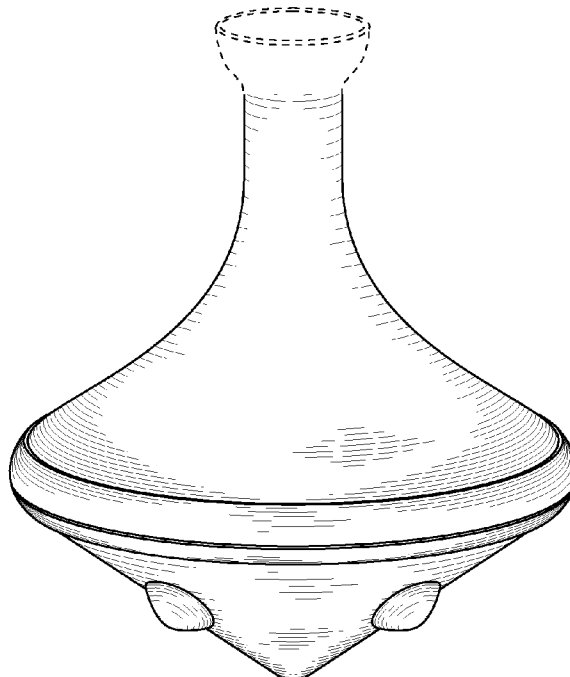
(57) **CLAIM**

The ornamental design for a decanter, as shown and described.

DESCRIPTION

FIG. 1 is a perspective view of a decanter.
FIG. 2 is a side view of the decanter of FIG. 1.
FIG. 3 is a top view of the decanter of FIG. 1.
FIG. 4 is a bottom view of the decanter of FIG. 1; and,
FIG. 5 is an exploded perspective view of FIG. 1.
The broken lines portion of the shown decanter form no portion of the claimed design.

1 Claim, 3 Drawing Sheets



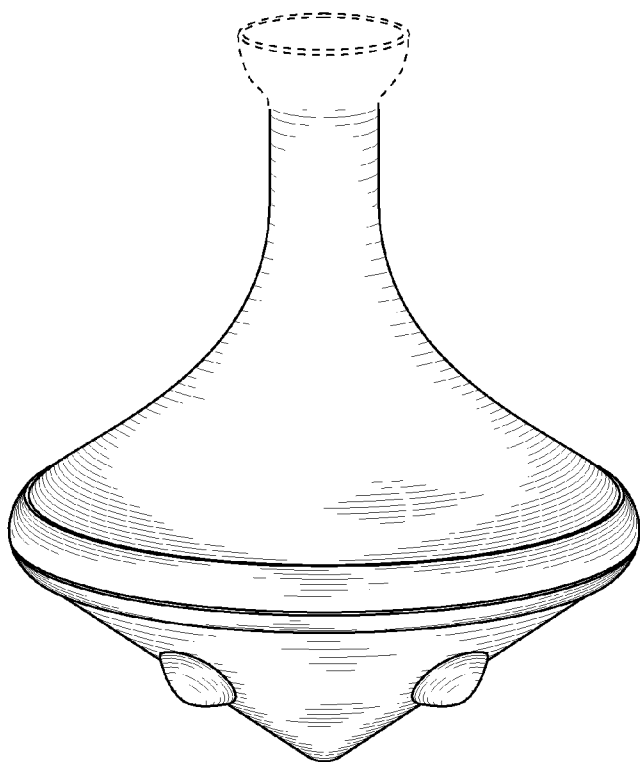


FIG. 1

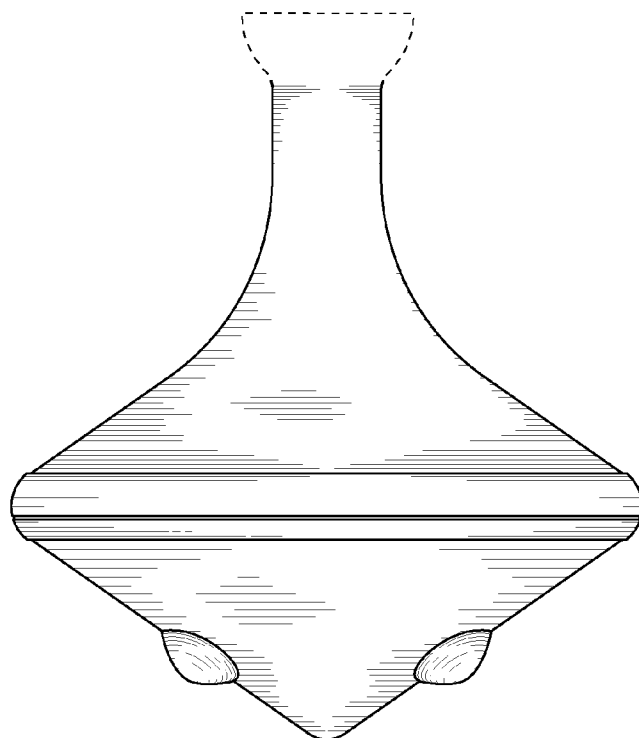


FIG. 2

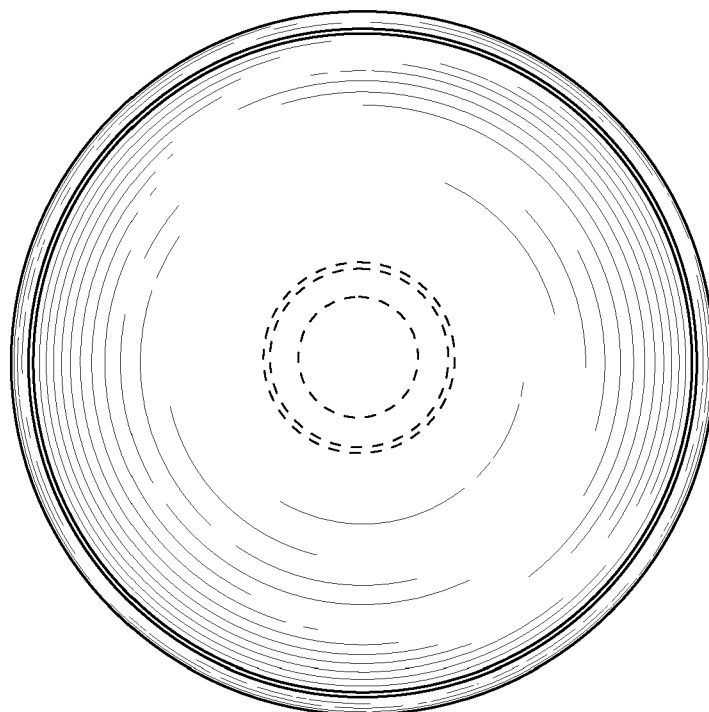


FIG. 3

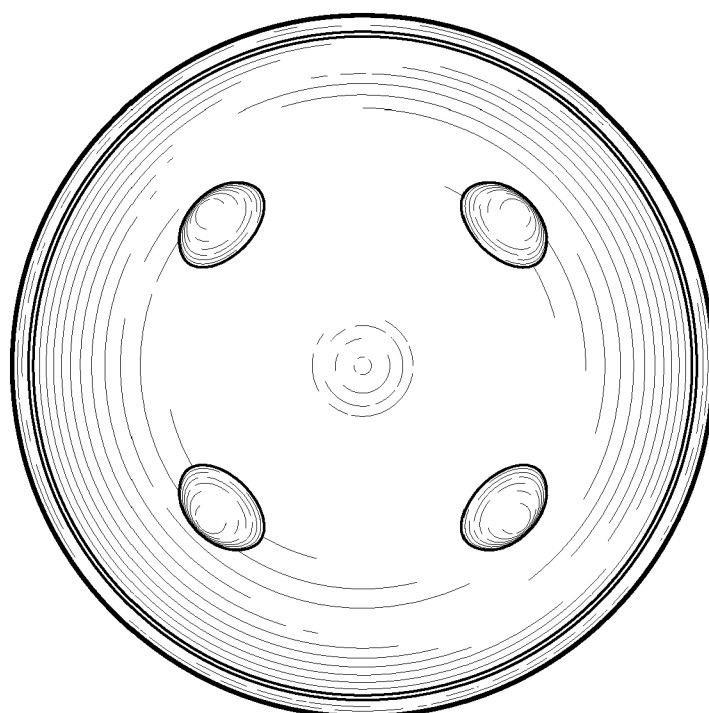


FIG. 4

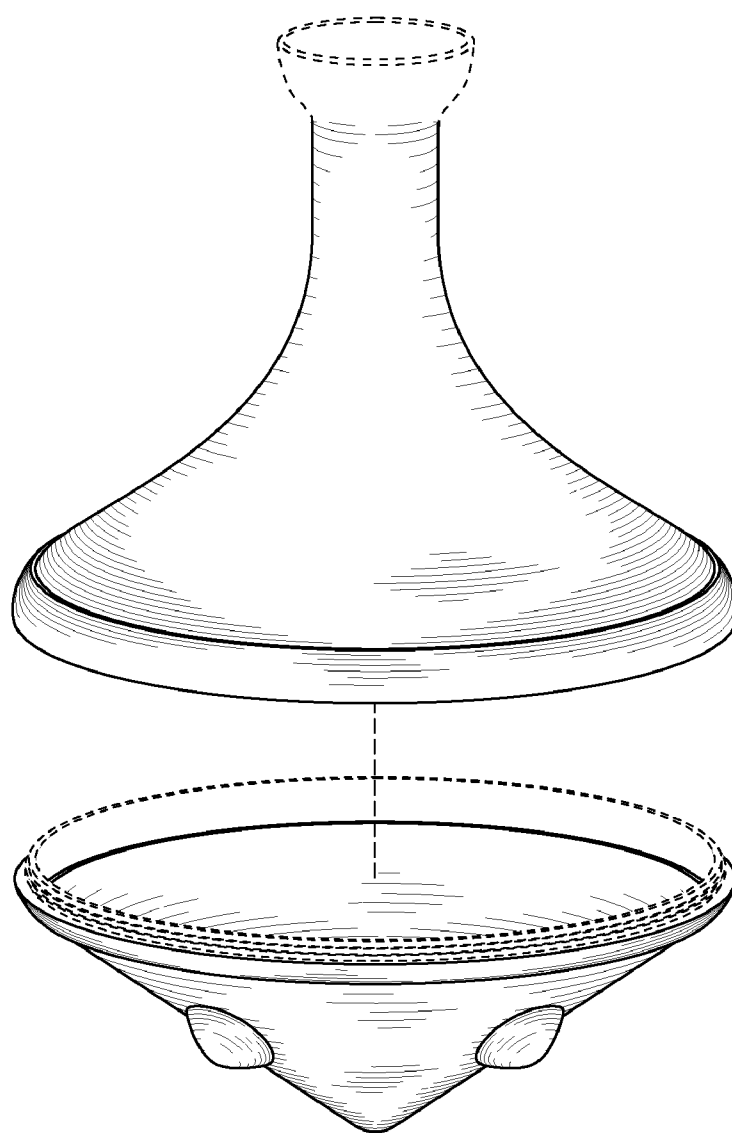


FIG. 5